
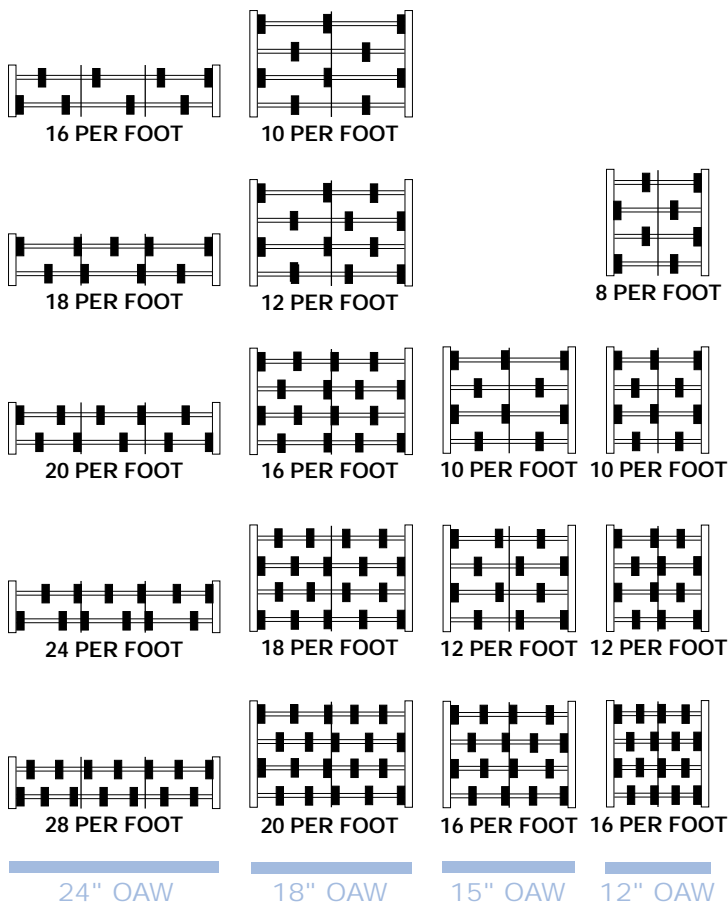


Gravity Skatewheel Conveyor



Typical Wheel Patterns



STANDARD SPECIFICATIONS

Frame - Frames are 2½" X 1" x 12 gauge galvanized steel or 2½" x 1" x 1/8" aluminum formed channels. The 12", 15" and 18" wide sections have one 1/8" x 1" axle supports and the 24" wide has two 1/8" x 1" axle supports.

Wheels - Zinc plated steel or aluminum wheels are 1¹⁵/₁₆" diameter x 5/8" face with a steel hardened raceway and a 1³/₁₆" wide cone. Each wheel contains (7) 1/4" hardened and ground steel balls. The lightly oiled baffled construction is designed to keep dirt out.

Cross Braces - 5 ft. long sections have (2) bolted cross members and 10 ft. long sections have (3) bolted cross members.

Axles - All axles are 1/4" diameter cold drawn steel, set on 3" centers and secured with a 1/4" - 20 stop nut.

Wheel Capacity - Steel, 50 lbs; aluminum, 45 lbs.

Wheels Per Foot - Standard patterns include 8, 10, 12, 16, 18, 20, 24 and 28 wheels per foot.

Couplings - Each 5' and 10' section is equipped with a hook and rod connector. The slotted hook permits minor lateral movement. No tools are necessary for assembly, just hook together.

Widths - Standard widths are 12", 15", 18" and 24".

Lengths - Standard lengths are 5' and 10'.

Curves - Standard curves are 45° and 90°. The outside radius is 4 feet. Capacity same as straight sections.

Conveyor Capacity - See Capacity Chart.

Gravity Skatewheel Conveyor

GALVANIZED STEEL STRAIGHT SECTIONS

Model	Wheels Per Foot	Weight	
		10'	5'
12G8-25	8	65	35
12G10-25	10	68	37
12G12-25	12	72	38
12G16-25	16	80	43

Model	Wheels Per Foot	Weight	
		10'	5'
-	-	-	-
15G10-25	10	73	40
15G12-25	12	78	43
15G16-25	16	87	48

Model	Wheels Per Foot	Weight	
		10'	5'
18G10-25	10	72	38
18G12-25	12	77	41
18G16-25	16	87	46
18G18-25	18	92	49
18G20-25	20	98	53

Model	Wheels Per Foot	Weight	
		10'	5'
24G16-25	16	95	52
24G18-25	18	100	55
24G20-25	20	103	57
24G24-25	24	112	62
24G28-25	28	118	65

ALUMINUM STRAIGHT SECTIONS

Model	Wheels Per Foot	Weight	
		10'	5'
12A8-25	8	35	19
12A10-25	10	36	20
12A12-25	12	39	21
12A16-25	16	43	23

Model	Wheels Per Foot	Weight	
		10'	5'
-	-	-	-
15A10-25	10	39	22
15A12-25	12	42	23
15A16-25	16	44	26

Model	Wheels Per Foot	Weight	
		10'	5'
18A10-25	10	40	20
18A12-25	12	41	22
18A16-25	16	46	25
18A18-25	18	49	27
18A20-25	20	52	28

Model	Wheels Per Foot	Weight	
		10'	5'
24A16-25	16	51	28
24A18-25	18	53	29
24A20-25	20	55	30
24A24-25	24	59	32
24A28-25	28	63	34

GALVANIZED STEEL CURVE SECTIONS

Model	Wheels Per Foot	Weight	
		90°	45°
12G90-25	12	72	-
12G45-25	12	-	35

Model	Wheels Per Foot	Weight	
		90°	45°
15G90-25	12	77	-
15G45-25	12	-	40

Model	Wheels Per Foot	Weight	
		90°	45°
18G90-25	18	82	-
18G45-25	18	-	46

Model	Wheels Per Foot	Weight	
		90°	45°
24G90-25	24	112	-
24G45-25	24	-	60

ALUMINUM CURVE SECTIONS

Model	Wheels Per Foot	Weight	
		90°	45°
12A90-25	12	45	-
12A45-25	12	-	23

Model	Wheels Per Foot	Weight	
		90°	45°
15A90-25	12	48	-
15A45-25	12	-	25

Model	Wheels Per Foot	Weight	
		90°	45°
18A90-25	18	51	-
18A45-25	18	-	27

Model	Wheels Per Foot	Weight	
		90°	45°
24A90-25	24	65	-
24A45-25	24	-	34

Frame Capacity Chart

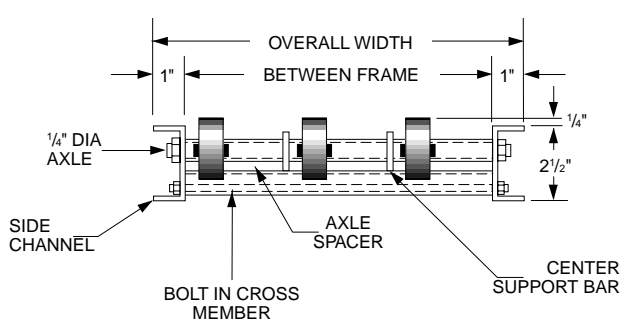
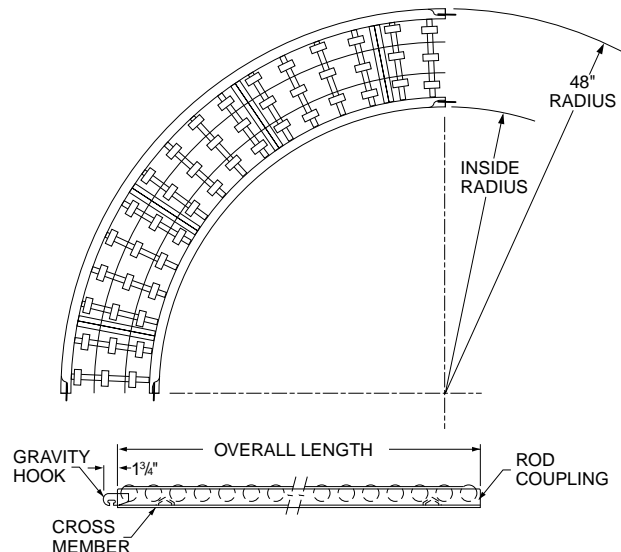
Frame Material	Support Centers	Distributed Live Load Per Foot	Maximum Load Per Wheel
Galvanized Steel	10'	38 lbs.	50 lbs.
	5'	270 lbs.	

NOTE: All capacities are based on distributed loads with a maximum deflection of $\frac{1}{8}$ " over 10'. Section capacities are subject to the total capacity of all wheels in a section but should not exceed above listed frame capacities.

Frame Capacity Chart

Frame Material	Support Centers	Distributed Live Load Per Foot	Maximum Load Per Wheel
Aluminum	10'	18 lbs.	45 lbs.
	5'	150 lbs.	

NOTE: All capacities are based on distributed loads with a maximum deflection of $\frac{1}{4}$ " over 10'. Section capacities are subject to the total capacity of all wheels in a section but should not exceed above listed frame capacities.



INSIDE RADIUS		OUTSIDE RADIUS	
Overall Width	Inside Radius	Overall Width	Outside Radius
12"	36"	12"	48"
15"	33"	15"	48"
18"	30"	18"	48"
24"	24"	24"	48"